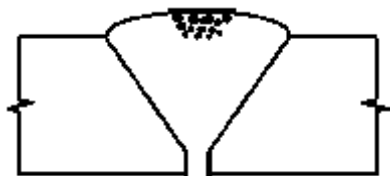


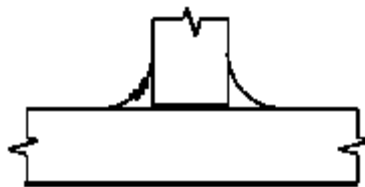
**20**

**Crater Crack (crown stop-start area) MT/PT, UT**



**32**

**Porosity In Single Vee (surface breaking) VT, MT/PT**



**33**

**Porosity In Fillet (surface breaking) VT, MT/PT**



**56**

**Incomplete Root Penetration In Single Vee, VT, UT, RT**



**59**

**Incomplete Groove Weld (crown area) VT, MT/PT, UT, RT**



**70**

**Root Concavity In Single Vee VT, RT**



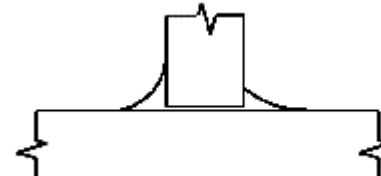
**71**

**Excess Root Penetration In Single Vee VT, RT**



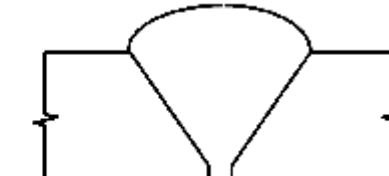
**72**

**Misalignment, Root & Crown In Single Vee VT, RT**



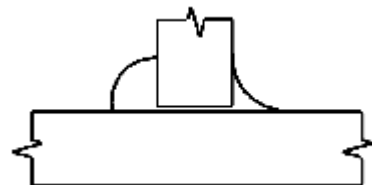
**73**

**Uneven Leg Length In Fillet, VT**



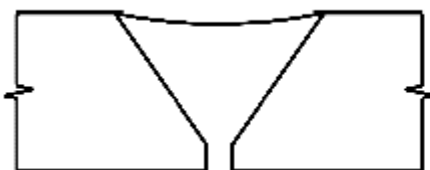
**74**

**Excess Crown In Single Vee, VT**



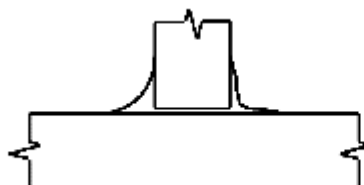
**75**

**Excess Crown In Fillet, VT**



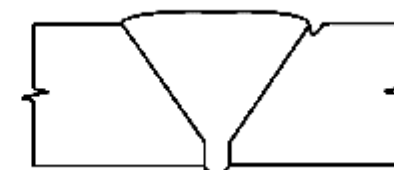
**76**

**Concave Crown In Single Vee, VT**



**77**

**Concave Crown In Fillet, VT**



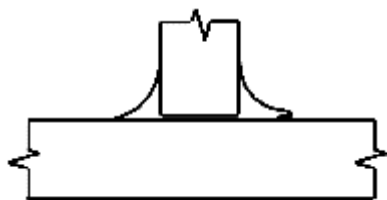
**78**

**Undercut In Single Vee, VT**



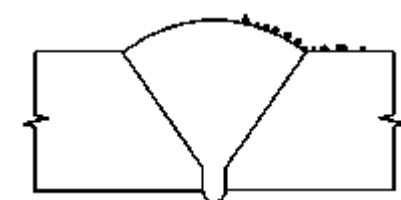
**79**

**Undercut In Fillet, VT**



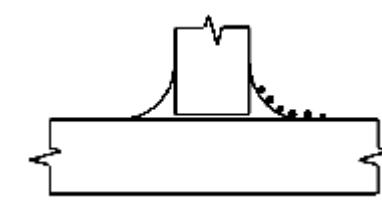
**80**

**Overlap In Fillet VT, MT/PT**



**90**

**Weld Splatter on Single Vee VT, RT**



**91**

**Weld Splatter on Filler VT, RT**

## Nákres vzoriek s rozmermi

